


ATC Shariah Unit Fund

Un-audited Financial Statements
For The Period Ended December 31, 2019

ATC Shariah Unit Fund
Statement of Financial Position (Un-audited)
As at 31 December 2019

Particulars	Notes	31 December 2019 Taka	31 March 2019 Taka
ASSETS			
Non-Current Assets			
Issue Expenses	6.00	1,553,399	1,859,717
Total Non-Current Assets		1,553,399	1,859,717
Current Assets			
Investment in Trading Securities - At Market	7.00	70,010,343	104,742,497
Other Receivables	8.00	94,178	94,178
Dividend Receivable	9.00	823,506	531,178
Advance Trustee Fees	13.00	92,207	-
Cash and Cash Equivalent	10.00	52,427,469	36,486,968
Total Current Assets		123,447,702	141,854,821
Total Assets		125,001,100	143,714,538
EQUITY AND LIABILITIES			
Unitholders' equity			
Unit Capital	11.00	136,207,190	119,317,980
Unit Premium		625,495	1,183,183
Retained Earnings	12.00	(12,589,960)	21,532,945
Dividend Equalization Reserve		-	-
Total Unitholders' Equity		124,242,725	142,034,108
Current Liabilities			
Audit Fees Payable		-	28,750
Trustee Fees Payable	13.00	-	14,682
Management Fees Payable	14.00	691,801	1,515,816
Custodian Fees Payable		62,575	41,331
CDBL Connection Bill Payable		4,000	-
CDBL Fees Payable		-	3,170
Payable against IPO allotment		-	76,680
Total Current Liabilities		758,376	1,680,430
Total Unitholders' Equity and Liabilities		125,001,100	143,714,538
Net Asset Value (NAV) per Unit			
At Cost	15.00	10.44	12.07
At Market Value	15.00	9.12	11.90

These Financial Statements should be read in conjunction with annexed notes.



Chairman Trustee
For & on behalf of
Investment Corporation of Bangladesh



Managing Director & CEO
For & on behalf of
Asian Tiger Capital Partners
Asset Management Limited



Member Trustee
For & on behalf of
Investment Corporation of Bangladesh




Compliance Officer
For & on behalf of
Asian Tiger Capital Partners
Asset Management Limited


Dated: Dhaka
January 13, 2020

ATC Shariah Unit Fund
Statement of Comprehensive Income (Un-audited)
For the Period: From 01 April 2019 to 31 December 2019

Particulars	Notes	31 Dec 2019	31 Dec 2018	31 Dec 2019	31 Dec 2018
		01 April 19 - 31 Dec 19	01 April 18 - 31 Dec 18	01 Oct 19- 31 Dec 19	01 Oct 18 - 31 Dec 18
		Taka	Taka	Taka	Taka
Income					
Dividend Income	16.00	1,161,120	2,517,821	823,506	1,087,700
Profit on MTDR A/C	17.00	-	99,722	-	81,667
Profit on SND A/Cs	18.00	843,471	806,365	476,805	225,732
Profit / (Loss) on Sale of Trading Securities	19.00	(2,520,897)	15,802,336	2,216,126	3,512,144
Total Income		(516,307)	19,226,244	3,516,437	4,907,241
Expenditure					
Trustee Fees	13.00	160,163	205,321	42,483	72,202
Management Fees	14.00	2,061,028	2,223,863	691,801	750,374
Custodian Fees		99,644	122,858	26,668	41,127
Brokerage Commission		80,862	256,559	14,709	47,762
Advertisement Expenditure		314,500	450,050	81,000	113,300
Selling Agent Commission		-	100,000	-	-
IPO Bidding Fee		6,000	34,000	-	11,000
CDS Fees		6,364	19,892	2,089	7,462
CDBL Connection Fees		36,000	36,000	12,000	12,000
Bank Charges & Fees		30,139	18,274	27,653	13,768
Board Meeting Fees		70,000	95,000	20,000	50,000
El Application Fees		-	-	-	-
Annual Fees to BSEC		136,373	163,126	-	-
Amortization of Issue Expense	6.00	306,319	306,319	102,478	102,478
Total Expense		3,307,391	4,031,263	1,020,880	1,221,472
Profit for the period before unrealized Gain/ (Loss)		(3,823,697)	15,194,981	2,495,557	3,685,769
Increase/ (Decrease) in Unrealized Gain on Trading Securities	20.00	(15,981,050)	43,002	(11,625,813)	(143,798)
Net Profit/ (Loss) [A]		(19,804,748)	15,237,983	(9,130,256)	3,541,972
Number of Units [B]		13,620,719	11,881,778	13,620,719	11,881,778
Earnings Per Unit [A/B]		(1.45)	1.28	(0.67)	0.30

These Financial Statements should be read in conjunction with annexed notes.


Chairman Trustee
For & on behalf of
Investment Corporation of Bangladesh


Member Trustee
For & on behalf of
Investment Corporation of Bangladesh


Managing Director & CEO
For & on behalf of
Asian Tiger Capital Partners
Asset Management Limited


Compliance Officer
For & on behalf of
Asian Tiger Capital Partners
Asset Management Limited

Dated: Dhaka
January 13, 2020

ATC Shariah Unit Fund
Statement of Changes in Equity (Un-audited)
As at 31 December 2019
For the Period: From 01 April 2019 to 31 December 2019

Particular	Unit Capital	Unit Premium	Retained Earnings	Figure in Taka
				Total Unit holders' Equity
Opening Balance at 01 April 2019	119,317,980	1,183,183	21,532,945	142,034,108
New Unit Capital	16,889,210	-	-	16,889,210
Profit/ (Loss) During the Period	-	-	(19,804,748)	(19,804,748)
Dividend Paid (Cash)	-	-	(14,318,158)	(14,318,158)
Surrender Unit Capital	-	-	-	-
Unit Entitlement Premium/ (Discount)	-	(557,688)	-	(557,688)
Provision for Diminution on Investment	-	-	-	-
Dividend Equalization Reserve	-	-	-	-
Closing Balance at 31 December 2019	136,207,190	625,495	(12,589,960)	124,242,725

For the Period: From 01 April 2018 to 31 December 2018


Opening Balance at 01 April 2018	150,020,360	-	13,008,846	163,029,206
New Unit Capital	18,797,780	-	-	18,797,780
Distributable Profit During the Period	-	-	15,237,983	15,237,983
Dividend Paid (Cash)	-	-	(12,009,616)	(12,009,616)
Surrender Unit Capital	(50,000,360)	-	-	(50,000,360)
Unit Entitlement Premium	-	1,203,382	-	1,203,382
Provision for Diminution on Investment	-	-	-	-
Dividend Equalization Reserve	-	-	-	-
Closing Balance at 31 December 2018	118,817,780	1,203,382	16,237,213	136,258,375

These Financial Statements should be read in conjunction with annexed notes.


Chairman Trustee

For & on behalf of

Investment Corporation of Bangladesh


Member Trustee

For & on behalf of


Investment Corporation of Bangladesh

Dated: Dhaka
January 13, 2020


Managing Director & CEO

For & on behalf of

Asian Tiger Capital Partners
Asset Management Limited


Compliance Officer


For & on behalf of

Asian Tiger Capital Partners
Asset Management Limited


ATC Shariah Unit Fund
Statement of Cash Flows (Un-audited)
For the Period: From 01 April 2019 to 31 December 2019

Particulars	Notes	31 Dec 2019	31 Dec 2018
		01 April 19 - 31 Dec 19	01 April 18 - 31 Dec 18
		Taka	Taka
Cash Flows from Operating Activities:			
Collection from Dividend Income	21.00	868,792	1,775,405
Collection from Bank Profit Income	22.00	843,471	904,606
Loss on Sale of Trading Securities		(2,520,897)	15,802,336
Payment against Operating Expense	23.00	(3,938,652)	(4,860,746)
Net Cash Inflow/(Outflow) from Operating Activities (A)		(4,747,287)	13,621,601
Cash Flows from Investing Activities:			
Investment in Trading Securities		18,751,105	20,825,370
Investment in FDR		-	(5,000,000)
Receivable against IPO allotment		-	2,473,680
Payable against IPO allotment		(76,680)	(3,587,241)
Net Cash Inflow/(Outflow) from Investing Activities (B)		18,674,425	14,711,809
Cash Flows from Financing Activities:			
Dividend Paid		(14,318,158)	(12,009,616)
Fund Received/ (Surrender) During the Year		16,889,210	(31,202,580)
Unit Premium		(557,689)	1,203,382
Net Cash Inflow/(Outflow) from Financing Activities (C)		2,013,363	(42,008,814)
Net Increase/(Decrease) in Cash and Cash Equivalents D=(A+B+C)		15,940,501	(13,675,403)
Cash and Cash Equivalents - Beginning of the Year (E)		36,486,968	27,071,158
Cash and Cash Equivalents - End of the Year (D+E)		52,427,469	13,395,755
Net Operating Cash Flow		(4,747,287)	13,621,601
Weighted Average Number of Units Outstanding		13,620,719	11,881,778
Net Operating Cash Flow Per Unit		(0.35)	1.15

These Financial Statements should be read in conjunction with annexed notes.


Chairman Trustee
For & on behalf of
Investment Corporation of Bangladesh


Managing Director & CEO
For & on behalf of
Asian Tiger Capital Partners Asset Management Limited


Member Trustee
For & on behalf of
Investment Corporation of Bangladesh


Compliance Officer
For & on behalf of
Asian Tiger Capital Partners Asset Management Limited

Dated: Dhaka
January 13, 2020