


**ATC Shariah Unit Fund**


**Draft Financial Statements ( Un - Audited)  
For The Period Ended September 30, 2020**


**ATC Shariah Unit Fund**  
**Statement of Financial Position (Un - Audited)**  
**As at 30 September 2020**


Particulars	Notes	As at 30 Sept	As at 31 March
		2020	2020
		Taka	Taka
<b>ASSETS</b>			
<b>Non-Current Assets</b>			
Preliminary and Issue Expense	6.00	1,248,193	1,452,034
<b>Total Non-Current Assets</b>		<b>1,248,193</b>	<b>1,452,034</b>
<b>Current Assets</b>			
Investment in Trading Securities - At Market	7.00	82,071,761	74,853,020
Advance Against BSEC Annual Fees		-	115,749
Deposit for IPO Application/ Cash in Transit		10,006,600	5,000,000
Other Receivables	8.00	94,178	94,178
Dividend Receivable	9.00	-	783,086
Cash and Cash Equivalent	10.00	35,406,102	34,395,916
Advance Trustee Fees	13.00	-	21,812
<b>Total Current Assets</b>		<b>127,578,642</b>	<b>115,263,760</b>
<b>Total Assets</b>		<b>128,826,836</b>	<b>116,715,795</b>
<b>EQUITY AND LIABILITIES</b>			
<b>Unitholders' equity</b>			
Unit Capital	11.00	136,427,190	136,427,190
Unit Premium		598,434	598,434
Retained Earnings	12.00	(9,580,059)	(21,746,720)
<b>Total Unitholders' Equity</b>		<b>127,445,564</b>	<b>115,278,904</b>
<b>Current Liabilities</b>			
Audit Fees Payable		-	28,750
Trustee Fees Payable	13.00	11,377	-
Management Fees Payable	14.00	1,331,992	1,362,824
Custodian Fees Payable		37,902	40,090
CDS Fees Payable		-	1,226
Advertisement Expense		-	4,000
<b>Total Current Liabilities</b>		<b>1,381,270</b>	<b>1,436,890</b>
<b>Total Unitholders' Equity and Liabilities</b>		<b>128,826,836</b>	<b>116,715,795</b>
<b>Net Asset Value (NAV) per Unit</b>			
At Cost	15.00	9.57	10.06
At Market Value	15.00	9.34	8.45

These Financial Statements should be read in conjunction with annexed notes.

  
**Compliance Officer**  
For & on behalf of  
**Asian Tiger Capital Partners**  
**Asset Management Limited**

  
**Managing Director & CEO**  
For & on behalf of  
**Asian Tiger Capital Partners**  
**Asset Management Limited**

  
**Member Trustee**  
For & on behalf of  
**Investment Corporation of Bangladesh**

  
**Chairman Trustee**  
For & on behalf of  
**Investment Corporation of Bangladesh**

Dated: Dhaka  
October 13, 2020


**ATC Shariah Unit Fund**  
**Statement of Profit or Loss and Other Comprehensive Income**  
For the Period Ended 30 September 2020 (Un - Audited)


Particulars	Notes	30 September 2020	30 September 2019	30 September 2020	30 September 2019
		01 April' 2020- 30 Sept' 2020	01 April' 2019- 30 Sept' 2019	01 July' 2020- 30 Sept' 2020	01 July' 2019 - 30 Sept' 2019
		Taka	Taka		Taka
<b>Income</b>					
Dividend Income	16.00	902,372	337,614	884,352	269,406
Profit/(Loss) on SND A/Cs	17.00	732,215	366,665	361,309	-
Profit/(Loss) on Sale of Trading Securities	18.00	(6,121,725)	(4,737,023)	1,820,705	(6,134,002)
<b>Total Income</b>		<b>(4,487,138)</b>	<b>(4,032,744)</b>	<b>3,066,366</b>	<b>(5,864,596)</b>
<b>Expenditure</b>					
Management Fees	14.00	1,331,992	1,369,227	689,132	670,026
Trustee Fees	13.00	127,844	117,680	70,314	58,339
Custodian Fees		73,423	72,976	37,902	35,004
Brokerage Commission		163,215	66,152	84,850	33,685
Publication Expense		34,600	233,500	11,000	71,500
Selling Agent Commission				-	-
IPO Bidding Fee		13,000	6,000	13,000	3,000
CDS Fees		7,889	4,275	2,955	4,131
Audit Fees				-	-
Annual Fees to BSEC		115,749	136,373	-	-
CDBL Connection Fees		14,839	24,000	2,839	12,000
Bank Charges & Fees		2,020	2,486	810	60
Trustee Meeting Expense		50,000	50,000	25,000	25,000
Annual Fees to BSEC			-	-	-
Amortization of Issue Expense	6.00	203,841	203,841	102,478	102,477
<b>Total Expense</b>		<b>2,138,412</b>	<b>2,286,511</b>	<b>1,040,279</b>	<b>1,015,223</b>
<b>Profit for the Period Before Unrealized Gain/(Loss)</b>		<b>(6,625,550)</b>	<b>(6,319,255)</b>	<b>2,026,087</b>	<b>(6,879,819)</b>
Unrealized Loss Increased / Decrease During the Year	19.00	18,792,211	(4,355,237)	10,063,185	(636,388)
<b>Net Profit/ (Loss) [A]</b>		<b>12,166,661</b>	<b>(10,674,491)</b>	<b>12,089,271</b>	<b>(7,516,207)</b>
<b>Number of Units [B]</b>		<b>136,427,190</b>	<b>11,960,016</b>	<b>136,427,190</b>	<b>11,960,016</b>
<b>Earnings Per Unit [A/B]</b>	23.00	<b>0.09</b>	<b>(0.89)</b>	<b>0.09</b>	<b>(0.63)</b>

These Financial Statements should be read in conjunction with annexed notes.

  
**Compliance Officer**  
For & on behalf of  
**Asian Tiger Capital Partners**  
**Asset Management Limited**

  
**Managing Director & CEO**  
For & on behalf of  
**Asian Tiger Capital Partners**  
**Asset Management Limited**

  
**Member Trustee**  
For & on behalf of  
**Investment Corporation of Bangladesh**

  
**Chairman Trustee**  
For & on behalf of  
**Investment Corporation of Bangladesh**

Dated: Dhaka  
October 13, 2020

**ATC Shariah Unit Fund**  
**Statement of Changes in Equity ( Un - Audited)**  
For the period: 01 April 2020 to 30 September 2020


Particular	Unit Capital	Unit Premium	Retained Earnings	Figure in Taka
				Total Unit holders' Equity
<b>Opening Balance at 01 April 2020</b>	<b>136,427,190</b>	<b>598,433</b>	<b>(21,746,719)</b>	<b>115,278,904</b>
Newly Issued Unit Capital				
Surrender Unit Capital	-	-	-	-
Profit / Loss During the Period	-	-	12,166,661	12,166,661
Dividend Paid (Cash)	-	-	-	-
<b>Closing Balance at 30 September 2020</b>	<b>136,427,190</b>	<b>598,433</b>	<b>(9,580,058)</b>	<b>127,445,564</b>


For the period: 01 April 2019 to 30 September 2019


Particular	Unit Capital	Unit Premium	Retained Earnings	Figure in Taka
				Total Unit holders' Equity
<b>Opening Balance at 01 April 2019</b>	<b>119,317,980</b>	<b>1,183,183</b>	<b>21,532,945</b>	<b>142,034,108</b>
Newly Issued Unit Capital	282,180			282,180
Unit Premium Addition/ (Deduction)	-	(3,467)		(3,467)
Surrender Unit Capital	-	-	-	-
Profit / Loss During the Period	-	-	(10,674,491)	(10,674,491)
Dividend Paid (Cash)	-	-	(14,318,158)	(14,318,158)
<b>Closing Balance at 30 September 2019</b>	<b>119,600,160</b>	<b>1,179,716</b>	<b>(3,459,704)</b>	<b>117,320,172</b>

These Financial Statements should be read in conjunction with annexed notes.

  
\_\_\_\_\_  
**Compliance Officer**  
For & on behalf of  
**Asian Tiger Capital Partners**  
**Asset Management Limited**

  
\_\_\_\_\_  
**Member Trustee**  
For & on behalf of  
**Investment Corporation of Bangladesh**

  
\_\_\_\_\_  
**Managing Director & CEO**  
For & on behalf of  
**Asian Tiger Capital Partners**  
**Asset Management Limited**

  
\_\_\_\_\_  
**Chairman Trustee**  
For & on behalf of  
**Investment Corporation of Bangladesh**

Dated: Dhaka  
October 13, 2020



**ATC Shariah Unit Fund**  
**Statement of Cash Flows ( Un - Audited)**  
**For the Period Ended September 2020**

Particulars	Notes	For the Period September Ended 2020	For the Period Ended 30 September 2019
		<i>Taka</i>	<i>Taka</i>
<b>Cash Flows from Operating Activities:</b>			
Collection from Dividend Income	20.00	1,685,457	868,792
Collection from Bank Profit Income	21.00	732,215	366,665
<b>Cash Received/ Paid from Gain/ loss on Sale of Trading Securities</b>		(6,121,725)	(4,737,023)
Payment against Operating Expense	22.00	(1,852,629)	(2,303,996)
<b>Net Cash Inflow/(Outflow) from Operating Activities (A)</b>		<b>(5,556,682)</b>	<b>(5,805,562)</b>
<b>Cash Flows from Investing Activities:</b>			
Investment in Trading Securities		11,573,470	15,739,689
Deposit for IPO Application/ Cash in Transit		(5,006,600)	-
Receivable against IPO allotment		-	-
Payable against IPO allotment		-	-
<b>Net Cash Inflow/(Outflow) from Investing Activities (B)</b>		<b>6,566,869</b>	<b>15,739,689</b>
<b>Cash Flows from Financing Activities:</b>			
Dividend Paid		-	(14,318,158)
Unit Sell/ (Surrender) During the Period		-	282,180
Unit Premium		-	(3,467)
<b>Net Cash Inflow/(Outflow) from Financing Activities (C)</b>		<b>-</b>	<b>(14,039,444)</b>
<b>Net Increase/(Decrease) in Cash and Cash Equivalents D=(A+B+C)</b>		<b>1,010,186</b>	<b>(4,105,317)</b>
Cash and Cash Equivalents - Beginning of the Year (E)		34,395,916	36,486,968
<b>Cash and Cash Equivalents - End of the Year (D+E)</b>		<b>35,406,102</b>	<b>32,381,651</b>
<b>Net Operating Cash Flow [A]</b>		<b>(5,556,682)</b>	<b>(5,805,562)</b>
<b>Weighted Average Number of Units Outstanding [B]</b>		<b>136,427,190</b>	<b>11,881,778</b>
<b>Net Operating Cash Flow Per Unit [A/B]</b>		<b>(0.04)</b>	<b>(0.49)</b>

These Financial Statements should be read in conjunction with annexed notes.



**Compliance Officer**  
For & on behalf of  
**Asian Tiger Capital Partners**  
**Asset Management Limited**



**Managing Director & CEO**  
For & on behalf of  
**Asian Tiger Capital Partners**  
**Asset Management Limited**

Dated: Dhaka  
October 13, 2020



**Member Trustee**  
For & on behalf of  
**Investment Corporation of Bangladesh**



**Chairman Trustee**  
For & on behalf of  
**Investment Corporation of Bangladesh**