


ATC Shariah Unit Fund


Unaudited Financial Statements
For The Period Ended September 30, 2019


ATC Shariah Unit Fund
Statement of Financial Position (Unaudited)
As at 30 September 2019

Particulars		Notes	30 Sep 2019	31 Mar 2019
			Taka	Taka
ASSETS				
Non-Current Assets				
Issue Expenses	6.00		1,655,876	1,859,717
Total Non-Current Assets			1,655,876	1,859,717
Current Assets				
Investment in Trading Securities - at Market	7.00		84,647,572	104,742,497
Interest & Other Receivable	8.00		94,178	94,178
Trustee Fees in Advance	10.00		24,743	-
Dividend Receivable	9.00		-	531,178
Cash and Cash Equivalent	11.00		32,381,650	36,486,968
Total Current Assets			117,148,143	141,854,821
Total Assets			118,804,019	143,714,538
EQUITY AND LIABILITIES				
Unitholders' equity				
Unit Capital	12.00		119,600,160	119,317,980
Unit Premium			1,179,716	1,183,183
Retained Earnings	13.00		(3,459,704)	21,532,945
Total Unitholders' Equity			117,320,172	142,034,108
Current Liabilities				
Audit Fees Payable			-	28,750
Management Fees Payable	14.00		1,369,227	1,515,816
Trustee Fees Payable			-	14,682
Custodian Fees Payable			35,907	41,331
CDBL Fees Payable			2,032	3,170
Payable against IPO Allotment			76,680	76,680
Total Current Liabilities			1,483,846	1,680,430
Total Unitholders' Equity and Liabilities			118,804,019	143,714,538
Net Asset Value (NAV) per Unit				
At Cost	15.00		10.34	12.07
At Market Value	15.00		9.81	11.90

These Financial Statements should be read in conjunction with annexed notes.


Chairman Trustee
For & on behalf of
Investment Corporation of Bangladesh


Managing Director & CEO
For & on behalf of
Asian Tiger Capital Partners Asset Management Limited


Member Trustee
For & on behalf of
Investment Corporation of Bangladesh



Compliance Officer
For & on behalf of
Asian Tiger Capital Partners Asset Management Limited


Dated: Dhaka
October 14, 2019


ATC Shariah Unit Fund
Statement of Profit or Loss and Other Comprehensive Income (Unaudited)
For The Period Ended September 30, 2019

Particulars	Notes	30 Sep 2019	30 Sep 2018	30 Sep 2019	30 Sep 2018
		01 April '19 - 30 Sep '19	01 April '18 - 30 Sep '18	01 July '19 - 30 Sep '19	01 July '18 - 30 Sep '18
		Taka	Taka	Taka	Taka
Income					
Dividend Income	16.00	337,614	1,430,122	269,406	610,425
Profit on MTDR A/C	17.00	-	18,056	-	18,056
Profit on SND A/Cs	18.00	366,665	580,634	-	1,638
Profit / (Loss) on Sale of Trading Securities	19.00	(4,737,023)	12,290,192	(6,134,002)	9,788,206
Total Income		(4,032,744)	14,319,003	(5,864,596)	10,418,324
Expenditure					
Management Fees	14.00	1,369,227	1,473,489	670,026	669,589
Trustee Fees	10.00	117,680	133,119	58,339	75,061
Custodian Fees		72,976	81,731	35,004	39,164
Brokerage Commission		66,152	208,798	33,685	90,055
Advertisement Expenditure		233,500	336,750	71,500	157,150
Selling Agent Commission		-	100,000	-	100,000
IPO Bidding Fee		6,000	23,000	3,000	17,000
CDS Fees		4,275	12,430	4,131	2,909
CDBL Connection Fees		24,000	24,000	12,000	12,000
Bank Charges & Fees		2,486	4,507	60	1,952
Board Meeting Fees		50,000	45,000	25,000	20,000
Annual Fees to BSEC		136,373	163,126	-	-
Amortization of Issue Expense	6.00	203,841	203,841	102,477	102,477
Total Expense		2,286,511	2,809,791	1,015,223	1,287,357
Profit/ (Loss) Before Provision		(6,319,255)	11,509,212	(6,879,819)	9,130,967
Fair Value Adjustment - Unrealized Profit/ (Loss) on Trading Securities	20.00	(4,355,237)	186,799	(636,388)	2,111,291
Net Profit for the Period (A)		(10,674,491)	11,696,012	(7,516,207)	11,242,259
Number of Units (B)		11,960,016	11,891,798	11,960,016	11,891,798
Earnings Per Unit (A/B)		(0.89)	0.98	(0.63)	0.95

These Financial Statements should be read in conjunction with annexed notes.


Chairman Trustee
For & on behalf of
Investment Corporation of Bangladesh


Member Trustee
For & on behalf of
Investment Corporation of Bangladesh


Managing Director & CEO
For & on behalf of
Asian Tiger Capital Partners Asset Management Limited


Compliance Officer
For & on behalf of
Asian Tiger Capital Partners Asset Management Limited

Dated: Dhaka
October 14, 2019

ATC Shariah Unit Fund
Statement of Changes in Equity (Unaudited)
For the period: 01 April 2019 to 30 September 2019

Particular	Unit Capital	Unit Premium	Retained Earnings	Figure in Taka
				Total Unit holders' Equity
Opening Balance at 01 April 2019	119,317,980	1,183,183	21,532,945	142,034,108
Profit /(Loss) During the Period	-	-	(10,674,491)	(10,674,491)
Dividend Paid (Cash)	-	-	(14,318,158)	(14,318,158)
Unit Capital Newly Issued	282,180	-	-	282,180
Unit Premium Addition/ (Deduction)	-	(3,467)	-	(3,467)
Closing Balance at 30 September 2019	119,600,160	1,179,716	(3,459,704)	117,320,172

For the period: 01 April 2018 to 30 September 2018

Opening Balance at 01 April 2018	150,020,360	-	13,008,846	163,029,206
Profit /(Loss) During the Period	-	-	11,696,012	11,696,012
Dividend Paid (Cash)	-	-	(12,009,616)	(12,009,616)
Surrender Unit Capital	(50,000,360)	-	-	(50,000,360)
Unit Capital Raised During the Period	18,797,780	-	-	18,797,780
Unit Premium	-	1,203,382	-	1,203,382
Closing Balance at 30 September 2018	118,817,780	1,203,382	12,695,242	132,716,404

These Financial Statements should be read in conjunction with annexed notes.


Chairman Trustee
For & on behalf of
Investment Corporation of Bangladesh


Member Trustee
For & on behalf of
Investment Corporation of Bangladesh


Managing Director & CEO
For & on behalf of
Asian Tiger Capital Partners Asset
Management Limited



Compliance Officer
For & on behalf of
Asian Tiger Capital Partners Asset
Management Limited


Dated: Dhaka
October 14, 2019

ATC Shariah Unit Fund
Statement of Cash Flows (Unaudited)
For The Period Ended September 30, 2019

Particulars	Notes	30 Sep 2019	30 Sep 2018
		01 Apr '19 - 30 Sep '19	01 Apr '18 - 30 Sep '18
		Taka	Taka
Cash Flows from Operating Activities:			
Collection from Dividend Income:	21.00	868,792	1,686,462
Collection from Bank Profit Income:	22.00	366,665	678,875
Profit / (Loss) on Sale of Trading Securities		(4,737,023)	12,290,192
Payment against Operating Expense:	23.00	(2,303,996)	(2,984,293)
Net Cash Inflow/ (Outflow) from Operating Activities (A)		(5,805,562)	11,671,236
Cash Flows from Investing Activities:			
Investment in Trading Securities - at Cost		15,739,689	22,974,225
Investment in FDR		-	(5,000,000)
Receivable against IPO allotment		-	2,473,680
Payable against IPO allotment		-	(3,663,920)
Net Cash Inflow/(Outflow) from Investing Activities (B)		15,739,689	16,783,985
Cash Flows from Financing Activities:			
Dividend Paid		(14,318,158)	(12,009,616)
Unit Sell/ (Surrender) During the Period		282,180	(31,202,580)
Unit Premium		(3,467)	1,203,382
Net Cash Inflow/(Outflow) from Financing Activities (C)		(14,039,444)	(42,008,814)
Net Increase/ (Decrease) in Cash and Cash Equivalents D=(A+B+C)		(4,105,317)	(13,553,594)
Cash and Cash Equivalents - Beginning of the Year (E)		36,486,968	27,071,158
Cash and Cash Equivalents - End of the Year (D+E)		32,381,651	13,517,564
Net Operating Cash Flow		(5,805,562)	11,671,236
Weighted Average Number of Units Outstanding		11,881,778	11,881,778
Net Operating Cash Flow Per Unit		(0.49)	0.98

These Financial Statements should be read in conjunction with annexed notes.


Chairman Trustee
For & on behalf of
Investment Corporation of Bangladesh


Member Trustee
For & on behalf of
Investment Corporation of Bangladesh


Managing Director & CEO
For & on behalf of
Asian Tiger Capital Partners Asset Management Limited


Compliance Officer
For & on behalf of
Asian Tiger Capital Partners Asset Management Limited

Dated: Dhaka
October 14, 2019