

Asian Tiger Sandhani Life Growth Fund


Un- Audited Financial Statements


For The Period Ended 31st March 2021

Asian Tiger Sandhani Life Growth Fund
Statement of Financial Position (Un- Audited)
As at 31st March 2021

Particulars	Notes	31 March 2021	30 June 2020
		Taka	Taka
ASSETS			
Non-Current Assets			
Pre-Operating Expense	6.00	-	80,879
Preliminary and Issue Expense	7.00	27,943	478,316
Security Deposit to CDBL		500,000	500,000
Total Non-Current Assets		527,943	1,059,195
Current Assets			
Investment in Trading Securities -At Market Value	8.00	576,721,415	403,897,423
Units Receivable from Ekush First Unit Fund		-	10,000,000
Investment in FDRs	9.00	9,410,238	9,410,238
Investment in Commercial Paper		-	110,000,000
Interest & Other Receivables	10.00	2,420,290	3,214,673
Advance Trustee Fee	16.00	145,540	58,875
Dividend Receivable	11.00	4,183,481	3,439,836
Cash and Cash Equivalent	12.00	129,029,196	97,391,789
Total Current Assets		721,910,160	637,412,833
Total Assets		722,438,103	638,472,029
EQUITY AND LIABILITIES			
Unitholders' equity			
Unit Capital	13.00	617,860,500	617,860,500
Unit Premium		3,192,125	3,192,125
Retained Earnings	14.00	14,680,128	(71,789,618)
Dividend Equalization Reserve		72,026,733	72,026,733
Total Unitholders' Equity		707,759,486	621,289,739
Current Liabilities			
Audit Fees Payable		-	60,000
Management Fees Payable	15.00	2,806,394	5,140,673
Custodian Fees Payable		72,896	76,290
CDBL Fee Payable		-	106,000
Unclaimed Refund Warrants	17.00	235,000	235,000
Unclaimed Dividend	18.00	599,961	599,961
Provision for Investment In FDR		10,964,365	10,964,365
Total Current Liabilities		14,678,617	17,182,289
Total Unitholders' Equity and Liabilities		722,438,103	638,472,029
Net Asset Value (NAV) per Unit			
At Cost	19.00	11.81	10.97
At Market Value	19.00	11.46	10.06

These Financial Statements should be read in conjunction with annexed notes.


Trustee
 Bangladesh General Insurance Company Ltd.


Asset Manager
 Asian Tiger Capital Partners Asset Management Ltd.


MAY 3, 2021
 Dated: April 11, 2021


Signed in terms of our report of even data annexed

Asian Tiger Sandhani Life Growth Fund
Statement of Profit or Loss and Other Comprehensive Income
For the period ended 31st March 2021

Particulars	Notes	31 March 2021 July 2020 - March - 2021 Taka	31 March 2020 July 2019-March 2020 Taka	31 March 2021 January 2021- March 2021 Taka	31 March 2020 January 2020- March 2020 Taka
Income					
Dividend Income	20.00	9,685,037	17,165,846	7,152,443	7,351,730
Interest Income	21.00	8,203,617	4,332,506	993,250	1,743,371
Interest from SND A/Cs	22.00	1,289,722	5,394,943	-	-
Gain /(Loss) on Sale of Trading Securities	23.00	46,074,782	(13,352,892)	57,532,642	(4,327,289)
Total Income		65,253,157	13,540,403	65,678,335	4,767,813
Expenditure					
Trustee Fees	16.00	531,359	470,661.10	170,964	124,825
Management Fees	15.00	8,132,746	8,290,294.00	2,806,394	2,613,197
Custodian Fees		808,682	690,389.79	310,812	157,286
Brokerage Commission		2,392,982	704,907.03	1,448,094	370,490
Printing & Publication		52,000	148,940.00	14,500	12,500
Courier Bill		-	4,140.00	-	-
Annual Listing Fees DSE & CSE		617,860	617,860.00	617,860	617,860
IPO Bidding Fees		49,000	3,000.00	17,000	-
Bank Charges & Fees		169,943	342,222.00	122,725	25,331
Amortization of Pre-operating Expense	6.00	80,880	84,570.00	24,295	27,985
Amortization of Issue Expense	7.00	450,373	452,016.51	147,933	149,576
Total Expense		13,285,825	11,809,000	5,680,577	4,099,050
Profit/ (Loss) For The Period Before Provision		51,967,332	1,731,403	59,997,758	668,762
Provision recover/(charged) during the Year	24.00	34,502,414	(102,650,325)	(22,004,253)	(62,047,793)
Profit For the Period After Provision		86,469,746	(100,918,922)	37,993,505	(61,379,031)
Number of Unit		61,786,050	61,786,050	61,786,050	61,786,050
Earnings Per Unit	25.00	1.40	(1.63)	0.61	(0.99)

These Financial Statements should be read in conjunction with annexed notes.


Trustee
 Bangladesh General Insurance Company Ltd.


Asset Manager
 Asian Tiger Capital Partners Asset Management Ltd.



Signed in terms of our report of even data annexed

May 3, 2021
Dated: April 11, 2021

Asian Tiger Sandhani Life Growth Fund
Statement of Cash Flows (Un-Audited)
For the period ended 31 March 2021

Particulars	Notes	31st March 2021	31st March 2020
		Taka	Taka
Cash Flows from Operating Activities:			
Collection from Dividend Income	26.00	8,941,391	11,289,021
Collection from Interest Income	27.00	10,287,722	9,638,693
Cash received/(paid) from Gain/(Loss) on Sale of Trading Securities		46,074,782	(13,352,892)
Payment against Operating Expense	28.00	(15,344,909)	(14,888,494)
		49,958,986	(7,313,672)
Cash Flows from Investing Activities:			
Investment in Trading Securities		(138,321,578)	(21,179,285)
Units Receivable from Ekush First Unit Fund		10,000,000	(10,000,000)
FDR Encashment		-	85,000,000
Decrease in payable against IPO allotment		-	(76,680)
Investment in Commercial Paper		110,000,000	(110,000,000)
Net Cash Inflow/(Outflow) from Investing Activities		(18,321,578)	(56,255,965)
Cash Flows from Financing Activities:			
Dividend Paid		-	(46,341,809)
Net Cash Inflow/(Outflow) from Financing Activities		-	(46,341,809)
Net Increase/(Decrease) in Cash and Cash Equivalents		31,637,407	(109,911,445)
Cash and Cash Equivalents at the Beginning of the Year		97,391,789	124,384,824
Cash and Cash Equivalents at the End of the Year		129,029,196	14,473,379
Net Operating Cash Flow		49,958,986	(7,313,672)
Weighted Average Number of Units Outstanding		61,786,050	61,786,050
Net Operating Cash Flow Per Unit	29.00	0.81	(0.12)

These Financial Statements should be read in conjunction with annexed notes.

 Trustee Bangladesh General Insurance Company Ltd.	 Asset Manager Asian Tiger Capital Partners Asset Management Ltd.
--	---

Signed in terms of our report of even data annexed

May 3, 2021
Dated: April 11, 2021

Asian Tiger Sandhani Life Growth Fund
Statement of Changes in Equity
For the Period Ended 31 March 2021

Particular	Unit Capital	Unit Premium	Dividend Equalization Reserve	Fair Value Reserve	Retained Earnings	Total Unit holders' Equity
Balance at 01 July 2020	617,860,500	3,192,125	72,026,733	-	(71,789,618)	621,289,740
Profit During the Year	-	-	-	-	86,469,746	86,469,746
Dividend Paid (Cash)	-	-	-	-	-	-
Fair Value Increase / (Decrease)	-	-	-	-	-	-
Balance at 31st March 2021	617,860,500	3,192,125	72,026,733	-	14,680,128	707,759,486

Asian Tiger Sandhani Life Growth Fund
Statement of Changes in Equity
As at 31 March 2020

Particular	Unit Capital	Unit Premium	Dividend Equalization Reserve	Fair Value Reserve	Retained Earnings	Total Unit holders' Equity
Balance at 01 July 2019	617,860,500	3,192,125	72,026,733	28,419,494	78,874,726	800,373,578
Profit During the Period	-	-	-	-	(100,918,922)	(100,918,922)
Dividend Paid (Cash)	-	-	-	-	(46,339,538)	(46,339,538)
Fair Value Increase/(Decrease)	-	-	-	(28,419,494)	-	(28,419,494)
Balance at 31 March 2020	617,860,500	3,192,125	72,026,733	-	(68,383,733)	624,695,625

These Financial Statements should be read in conjunction with annexed notes.

[Signature]

Trustee
Bangladesh General Insurance Company Ltd.

Asset Manager
Asian Tiger Capital Partners Asset Management Ltd.

May 3, 2021
Dated: April 11, 2021