

Asian Tiger Sandhani Life Growth Fund


Un-audited Financial Statements

For The Period Ended December 31, 2019

Asian Tiger Sandhani Life Growth Fund
Statement of Financial Position (Un-audited)
As at 31 December 2019

Particulars	Notes	31 Dec 2019 Taka	30 June 2019 Taka
ASSETS:			
Non-Current Assets			
Pre-Operating Expense	6.00	136,850	193,435
Preliminary and Issue Expenses	7.00	777,468	1,079,908
Security Deposit to CDBL		500,000	500,000
Total Non-Current Assets		1,414,318	1,773,343
Current Assets			
Investment in Trading Securities - At Market Value	8.00	497,754,432	583,759,755
Investment in FDRs	9.00	9,410,238	94,410,238
Interest & Other Receivables	10.00	1,141,219	2,795,835
Advance Trustee Fees	16.00	57,688	-
Dividend Receivable	11.00	3,111,760	254,993
Cash and Cash Equivalent	12.00	179,871,534	124,384,824
Total Current Assets		691,346,871	805,605,645
Total Asset		692,761,189	807,378,988
EQUITY AND LIABILITIES:			
Unitholders' equity			
Unit Capital	13.00	617,860,500	617,860,500
Unit Premium		3,192,125	3,192,125
Fair Value Reserve		-	28,419,494
Retained Earnings	14.00	(6,922,711)	78,874,726
Dividend Equalization Reserve		72,026,733	72,026,733
Total Unitholders' Equity		686,156,647	800,373,578
Current Liabilities			
Audit Fees Payable		-	60,000
Management Fees Payable	15.00	5,677,111	5,958,600
Trustee Fees Payable	16.00	-	63
Custodian Fees Payable		74,544	72,834
Unclaimed Refund Warrants	17.00	235,000	235,000
Unclaimed Dividend	18.00	617,887	602,233
Payable against IPO allotment		-	76,680
Total Current Liabilities		6,604,543	7,005,410
Total Unitholders' Equity and Liabilities		692,761,189	807,378,988
Net Asset Value (NAV) per Unit			
At Market Value	19.00	11.11	12.95
At Cost Value	19.00	11.76	12.49

These Financial Statements should be read in conjunction with annexed notes.



Compliance Officer

For & on behalf of

Asian Tiger Capital Partners Asset
Management Limited



Member Trustee

For & on behalf of

Bangladesh General Insurance Company Limited



Managing Director & CEO

For & on behalf of

Asian Tiger Capital Partners Asset
Management Limited



Member Trustee

For & on behalf of

Bangladesh General Insurance Company Limited

Dated: Dhaka
29 January 2020

Asian Tiger Sandhani Life Growth Fund
Statement of Profit or Loss and Other Comprehensive Income (Un-audited)
For the Period ended 31 December 2019

Particulars	Notes	31-Dec-19 July-Dec Taka	31-Dec-18 July-Dec Taka	31-Dec-19 Oct-Dec Taka	31-Dec-18 Oct-Dec Taka
Income					
Dividend Income	20.00	9,814,115	13,338,118	4,503,760	5,608,423
Interest Income from FDRs	21.00	2,589,135	1,456,667	857,340	727,917
Interest on SND A/Cs	22.00	5,394,943	4,826,815	5,322,443	4,826,815
Profit/(Loss) on Sale of Trading Securities	23.00	(9,025,603)	24,570,836	(164,986)	5,611,774
Total Income		8,772,590	44,192,436	10,518,557	16,774,928
Expenditure					
Trustee Fees	16.00	345,898	398,363	161,014	200,662
Management Fees	15.00	5,677,111	6,060,976	2,759,239	2,978,685
Custodian Fees		451,035	458,002	231,449	226,255
Brokerage Commission		334,417	335,715	158,553	124,735
Printing & Publication		136,440	188,593	34,680	84,568
Courier Bill		4,140	-	4,140	-
IPO Bidding Fees		3,000	33,000	-	11,000
Bank Charges & Fees		316,892	55,854	182,782	29,469
Amortization of Pre-operating Expense	6.00	56,585	56,585	28,293	28,293
Amortization of Issue Expense	7.00	302,440	302,440	151,220	151,220
Total Expense		7,627,958	7,889,528	3,711,370	3,834,887
Profit For The Period Before Provision		1,144,632	36,302,907	6,807,187	12,940,041
Provision during the Period	24.00	(40,602,532)	-	(40,602,532)	-
Profit For the Period After Provision		(39,457,900)	36,302,907	(33,795,345)	12,940,041
Other Comprehensive Income					
Fair Value Gain/ (loss) on Trading Securities	25.00	-	(4,290,084)	-	(6,342,916)
Total Comprehensive Income		(39,457,900)	32,012,824	(33,795,345)	6,597,125
Earnings Per Unit	26.00	(0.64)	0.59	(0.55)	0.21


These Financial Statements should be read in conjunction with annexed notes.



Compliance Officer
For & on behalf of
Asian Tiger Capital Partners Asset
Management Limited



Managing Director & CEO
For & on behalf of
Asian Tiger Capital Partners Asset
Management Limited



Member Trustee
For & on behalf of
Bangladesh General Insurance Company Limited



Member Trustee
For & on behalf of
Bangladesh General Insurance Company Limited

Dated: Dhaka
29 January 2020

Asian Tiger Sandhani Life Growth Fund
Statement of Changes in Equity (Un-audited)
Period from 01 July 2019 to 31 December 2019

Figure in Taka


Particular	Unit Capital	Unit Premium	Dividend Equalization Reserve	Fair Value Reserve	Retained Earnings	Total Unit holders' Equity
Balance at 01 July 2019	617,860,500	3,192,125	72,026,733	28,419,494	78,874,726	800,373,578
Profit During the Period	-	-	-	-	(39,457,900)	(39,457,900)
Dividend Paid	-	-	-	-	(46,339,538)	(46,339,538)
Fair Value Increase /(Decrease)	-	-	-	(28,419,494)	-	(28,419,494)
Balance as at 31 December 2019	617,860,500	3,192,125	72,026,733	-	(6,922,711)	686,156,647

Period from 01 July 2018 to 31 December 2018


Particular	Unit Capital	Unit Premium	Dividend Equalization Reserve	Fair Value Reserve	Retained Earnings	Total Unit holders' Equity
Balance at 01 July 2018	617,860,500	3,192,125	72,026,733	48,611,315	90,593,094	832,283,767
Profit During the Period	-	-	-	-	36,302,907	36,302,907
Dividend Paid	-	-	-	-	(74,143,260)	(74,143,260)
Fair Value Increase /(Decrease)	-	-	-	(4,290,084)	-	(4,290,084)
Balance as at 31 December 2018	617,860,500	3,192,125	72,026,733	44,321,231	52,752,742	790,153,331



Compliance Officer
For & on behalf of
Asian Tiger Capital Partners
Asset Management Limited



Managing Director & CEO
For & on behalf of
Asian Tiger Capital Partners
Asset Management Limited



Member Trustee
For & on behalf of
Bangladesh General Insurance Company Limited




Member Trustee
For & on behalf of
Bangladesh General Insurance Company Limited

Dated: Dhaka
29 January 2020

Asian Tiger Sandhani Life Growth Fund
Statement of Cash Flows (Un-audited)
For the Period ended 31 December 2019

Particulars	Notes	31-Dec-19 Taka	31-Dec-18 Taka
Cash Flows from Operating Activities:			
Collection from Dividend Income	27.00	6,957,349	10,086,130
Collection from Interest Income	28.00	9,638,693	6,790,047
Cash Paid on Loss on Sale of Trading Securities		(9,025,603)	24,570,836
Payment against Operating Expense	29.00	(7,666,462)	(7,710,888)
Net Cash Inflow/(Outflow) from Operating Activities		(96,023)	33,736,126
Cash Flows from Investing Activities:			
Investment in Trading Securities		16,983,295	(63,505,071)
Encashment of FDR		85,000,000	50,000,000
Investment in FDR		-	(80,000,000)
Decrease in advance against IPO application		-	2,200,000
Decrease in payable against IPO allotment		(76,680)	76,680
Net Cash Inflow/(Outflow) from Investing Activities		101,906,615	(91,228,391)
Cash Flows from Financing Activities:			
Dividend Paid		(46,323,883)	(73,765,244)
Unclaimed Refund Warrants		-	-
Net Cash Inflow/(Outflow) from Financing Activities		(46,323,883)	(73,765,244)
Net Increase/(Decrease) in Cash and Cash Equivalents		55,486,710	(131,257,509)
Cash and Cash Equivalents at the Beginning of the Year		124,384,824	235,854,947
Cash and Cash Equivalents at the End of the Period		179,871,534	104,597,438
Net Operating Cash Flow		(96,023)	33,736,126
Weighted Average Number of Units Outstanding		61,786,050	61,786,050
Net Operating Cash Flow Per Unit		(0.00)	0.55

These Financial Statements should be read in conjunction with annexed notes.


Compliance Officer

For & on behalf of

Asian Tiger Capital Partners
Asset Management Limited


Member Trustee

For & on behalf of

Bangladesh General Insurance Company Limited


Managing Director & CEO

For & on behalf of

Asian Tiger Capital Partners
Asset Management Limited


Member Trustee

For & on behalf of

Bangladesh General Insurance Company Limited

Dated: Dhaka
29 January 2020