

Asian Tiger Sandhani Life Growth Fund

Financial Statements

For the period ended 31st March 2019


(3rd Quarter, 2018-19)

Asian Tiger Sandhani Life Growth Fund
Statement of Financial Position
As at 31 March 2019


Particulars	Notes	31 Mar 2019 Taka	30 June 2018 Taka
ASSETS			
Non-Current Assets			
Pre-Operating Expense	6.00	221,419	305,682
Preliminary and Issue Expenses	7.00	1,229,485	1,679,858
Security Deposit to CDBL		500,000	500,000
Total Non-Current Assets		1,950,904	2,485,540
Current Assets			
Investment in Trading Securities -At Market	8.00	596,972,317	537,025,276
Investment in FDRs	9.00	69,410,238	60,000,000
Interest & Other Receivables	10.00	2,061,997	1,411,802
Dividend Receivable	11.00	4,526,080	187,531
Advance Trustee Fees	12.00	186,345	79,602
Advance against IPO allotment		-	2,200,000
Cash and Cash Equivalent	13.00	146,738,332	235,854,947
Total Current Assets		819,895,309	836,759,158
Total Assets		821,846,213	839,244,698
EQUITY AND LIABILITIES			
Unitholders' equity			
Unit Capital	14.00	617,860,500	617,860,500
Unit Premium		3,192,125	3,192,125
Fair Value Reserve		51,538,334	48,611,315
Retained Earnings	15.00	73,103,650	90,593,094
Dividend Equalization Reserve		72,026,733	72,026,733
Total Unitholders' Equity		817,721,342	832,283,767
Current Liabilities			
Audit Fees Payable		-	60,000
Management Fees Payable	16.00	2,999,051	6,217,374
Trustee Fees Payable		-	-
Custodian Fees Payable		75,558	84,852
Unclaimed Refund Warrants	17.00	235,000	235,000
Unclaimed Dividend	18.00	738,582	363,705
Payable against IPO Allotment		76,680	-
Total Current Liabilities		4,124,871	6,960,931
Total Unitholders' Equity and Liabilities		821,846,213	839,244,698
Net Asset Value (NAV) per Unit			
At Market Value	19.00	13.23	13.47
At Cost	19.00	12.40	12.68

These Financial Statements should be read in conjunction with annexed notes.


RASHEDUL HASAN YASIN
Compliance Officer
Asian Tiger Capital Partners Asset Management Ltd.


Member Trustee
For & on behalf of
Bangladesh General Insurance Company Limited


MUHAMMAD LUTFAR RAHMAN
Managing Director & CEO
Asian Tiger Capital Partners Asset Management


Member Trustee
For & on behalf of
Bangladesh General Insurance Company Limited

Asian Tiger Sandhani Life Growth Fund
Statement of Profit or Loss and Other Comprehensive Income
For the Quarter Ended 31 March 2019

Particulars	Notes	31 Mar 2019	31 Mar 2018	31 Mar 2019	31 Mar 2018
		July - Mar	July - Mar	Jan - Mar	Jan - Mar
		Taka	Taka	Taka	Taka
Income					
Dividend Income	20.00	19,451,488	19,946,142	6,113,370	3,397,026
Interest Income from FDRs	21.00	3,411,322	713,889	1,954,655	248,611
Interest on SND A/Cs	22.00	4,826,815	1,108,744	-	-
Profit on Sale of Trading Securities	23.00	41,554,390	42,752,268	16,983,553	25,127,916
Total Income		69,244,014	64,521,043	25,051,578	28,773,552
Expenditure					
Trustee Fees	12.00	613,965	639,057	207,981	195,961
Management Fees	16.00	9,059,784	9,463,137	2,998,808	3,117,960
Custodian Fees		691,075	756,346	233,073	241,833
Brokerage Commission		627,765	1,227,682	292,050	451,972
Printing & Publication		260,593	404,151	72,000	99,860
Courier Bill		2,670	2,608	2,670	-
Annual Listing Fees with Stock Exchanges		617,860	617,860	617,860	617,860
IPO Bidding Fee		39,000	16,000	6,000	9,000
Bank Charges & Fees		142,849	92,690	86,995	76,180
Amortization of Pre-operating Expense	6.00	84,263	56,585	27,678	27,678
Amortization of Issue Expense	7.00	450,373	302,440	147,933	147,933
Total Expense		12,590,197	13,578,557	4,693,047	4,986,237
Profit For The Year		56,653,816	50,942,486	20,358,531	23,787,316
Other Comprehensive Income					
Fair Value Gain/ (Loss) on Trading Securities		2,927,019	26,439,709	7,217,103	(51,620,701)
Total Comprehensive Income		59,580,835	77,382,195	27,575,634	(27,833,385)
Total Number of Units		61,786,050	61,786,050	61,786,050	61,786,050
Earnings Per Unit		0.92	0.82	0.33	0.38

These Financial Statements should be read in conjunction with annexed notes.



Compliance Officer
RASHEDUL HASAN YASIN
Compliance Officer
Asian Tiger Capital Partners Asset Management Ltd.


Managing Director & CEO
MUZAMHID LUTFAR RAHMAN
Managing Director & CEO
Asian Tiger Capital Partners Asset Management


Member Trustee

For & on behalf of

Bangladesh General Insurance Company Limited


Member Trustee

For & on behalf of

Bangladesh General Insurance Company Limited

23 April 2019

Dhaka

Asian Tiger Sandhani Life Growth Fund
Statement of Changes in Equity
As at 31 March 2019

Period from 01 July 2018 to 31 March 2019

Figure in Taka

Particular	Unit Capital	Unit Premium	Dividend Equalization Reserve	Fair Value Reserve	Retained Earnings	Total Unit holders' Equity
Balance at 01 July 2018	617,860,500	3,192,125	72,026,733	48,611,315	90,593,094	832,283,767
Profit During the Period	-	-	-	-	56,653,816	56,653,816
Dividend Paid (Cash)	-	-	-	-	(74,143,260)	(74,143,260)
Fair Value Increase/(Decrease)	-	-	-	2,927,019	-	2,927,019
Balance at 31 March 2019	617,860,500	3,192,125	72,026,733	51,538,334	73,103,650	817,721,342

Period from 01 July 2017 to 31 March 2018

Figure in Taka

Particular	Unit Capital	Unit Premium	Dividend Equalization Reserve	Fair Value Reserve	Retained Earnings	Total Unit holders' Equity
Balance at 01 July 2017	617,860,500	3,192,125	72,026,733	-	107,708,210	800,787,568
Prior period adjustment	-	-	-	65,418,430	-	65,418,430
Restated balance as at 01 July 2016	617,860,500	3,192,125	72,026,733	65,418,430	107,708,210	866,205,997
Profit During the Period	-	-	-	-	50,757,876	50,757,876
Dividend Paid (Cash)	-	-	-	-	(95,768,378)	(95,768,378)
Fair Value Increase/(Decrease)	-	-	-	26,439,709	-	26,439,709
Balance at 31 March 2018	617,860,500	3,192,125	72,026,733	91,858,139	62,697,708	847,635,204

These Financial Statements should be read in conjunction with annexed notes.

Compliance Officer

RASHEDUL HASAN YASIN
Compliance Officer

Asian Tiger Capital Partners Asset Management Ltd

Member Trustee

For & on behalf of

Bangladesh General Insurance Company Limited

Managing Director & CEO

MUHAMMAD LUTFAR RAHMAN
Managing Director & CEO
Asian Tiger Capital Partners Asset Management

Member Trustee

For & on behalf of

Bangladesh General Insurance Company Limited


Asian Tiger Sandhani Life Growth Fund
Statement of Cash Flows
For the Quarter Ended 31 March 2019

Particulars	Notes	31 March 2019 July - Mar Taka	31 March 2018 July - Mar Taka
Cash Flows from Operating Activities:			
Collection from Dividend Income:	25	15,112,939	17,490,340
Collection from Interest Income:	26	7,587,941	1,921,743
Cash Received from Gain on Sale of Trading Securities		41,554,390	42,752,268
Payment against Operating Expense:	27	(15,449,922)	(16,536,709)
Net Cash Inflow/(Outflow) from Operating Activities (A)		48,805,348	45,627,642
Cash Flows from Investing Activities:			
Investment in Trading Securities		(57,020,022)	(25,561,865)
Investment in FDR		(9,410,238)	-
Receivable against IPO allotment		2,200,000	(2,473,680)
Payable against IPO allotment		76,680	3,663,920
Net Cash Inflow/(Outflow) from Investing Activities (B)		(64,153,579)	(24,371,625)
Cash Flows from Financing Activities:			
Dividend Paid		(73,768,383)	(95,690,847)
Unclaimed Refund Warrants		-	(5,000)
Net Cash Inflow/(Outflow) from Financing Activities (C)		(73,768,383)	(95,695,847)
Net Increase/(Decrease) in Cash and Cash Equivalents D=(A+B+C)		(89,116,614)	(74,439,830)
Cash and Cash Equivalents - Beginning of the Year (E)		235,854,947	224,392,095
Cash and Cash Equivalents - End of the Year (D+E)		146,738,333	149,952,265
Net Operating Cash Flow		48,805,348	45,627,642
Weighted Average Number of Units Outstanding		61,786,050	61,786,050
Net Operating Cash Flow Per Unit		0.79	0.74

These Financial Statements should be read in conjunction with annexed notes.



Compliance Officer
RASHEDUL HASAN YASIN
Compliance Officer
Asian Tiger Capital Partners Asset Management Ltd.




Member Trustee
For & on behalf of

Bangladesh General Insurance Company Limited

23 April 2019
Dhaka



Md. Hafizur Rahman
Managing Director & CEO
Asian Tiger Capital Partners Asset Management



Member Trustee
For & on behalf of

Bangladesh General Insurance Company Limited