

**Asian Tiger Sandhani Life Growth Fund**


**Un- Audited Financial Statements**

**For The Period Ended 30th September 2020**

**Asian Tiger Sandhani Life Growth Fund**  
**Statement of Financial Position (Un- Audited)**  
**As at 30th September 2020**

Particulars	Notes	30 September 2020 Taka	30 June 2020 Taka
<b>ASSETS</b>			
<b>Non-Current Assets</b>			
Pre-Operating Expense	6.00	52,587	80,879
Preliminary and Issue Expense	7.00	327,096	478,316
Security Deposit to CDBL		500,000	500,000
<b>Total Non-Current Assets</b>		<b>879,683</b>	<b>1,059,195</b>
<b>Current Assets</b>			
Investment in Trading Securities -At Market Value	8.00	531,782,904	403,897,423
Units Receivable from Ekush First Unit Fund		-	10,000,000
Investment in FDRs	9.00	9,410,238	9,410,238
Investment in Commercial Paper		110,000,000	110,000,000
Interest & Other Receivables	10.00	4,491,828	3,214,673
Advance Trustee Fee	16.00	147,427	58,875
Advance against IPO Application		10,006,600	-
Dividend Receivable	11.00	1,163,342	3,439,836
Cash and Cash Equivalent	12.00	9,186,305	97,391,789
<b>Total Current Assets</b>		<b>676,188,643</b>	<b>637,412,833</b>
<b>Total Assets</b>		<b>677,068,326</b>	<b>638,472,029</b>
<b>EQUITY AND LIABILITIES</b>			
<b>Unitholders' equity</b>			
Unit Capital	13.00	617,860,500	617,860,500
Unit Premium		3,192,125	3,192,125
Fair Value Reserve		-	-
Retained Earnings	14.00	(30,516,549)	(71,789,618)
Dividend Equalization Reserve		72,026,733	72,026,733
<b>Total Unitholders' Equity</b>		<b>662,562,809</b>	<b>621,289,739</b>
<b>Current Liabilities</b>			
Audit Fees Payable		-	60,000
Management Fees Payable	15.00	2,621,993	5,140,673
Custodian Fees Payable		84,197	76,290
CDBL Fee Payable		-	106,000
Unclaimed Refund Warrants	17.00	235,000	235,000
Unclaimed Dividend	18.00	599,961	599,961
Provision for Investment in FDR		10,964,365	10,964,365
<b>Total Current Liabilities</b>		<b>14,505,517</b>	<b>17,182,289</b>
<b>Total Unitholders' Equity and Liabilities</b>		<b>677,068,326</b>	<b>638,472,029</b>
<b>Net Asset Value (NAV) per Unit</b>			
At Cost	19.00	10.75	10.97
At Market Value	19.00	10.72	10.06

These Financial Statements should be read in conjunction with annexed notes.

  
**Trustee**  
 Bangladesh General Insurance Company Ltd.

  
**Asset Manager**  
 Asian Tiger Capital Partners Asset Management Ltd.

**MD. NAFEEZ AL TARIK**  
**Managing Director & CEO**  
 Asian Tiger Capital Partners Asset Management Ltd.


Signed in terms of our report of even data annexed


Dated: Dhaka  
 October 13, 2020  
 October 28, 2020

**Asian Tiger Sandhani Life Growth Fund**  
**Statement of Profit or Loss and Other Comprehensive Income**  
**For the Period Ended 30 September 2020**

Particulars	Notes	30-Sep-2020 Taka	30-Sep-2019 Taka
<b>Income</b>			
Dividend Income	20.00	642,675	5,310,355
Interest Income	21.00	4,439,655	1,731,794
Interest from SND A/Cs	22.00	-	72,501
Gain /(Loss) on Sale of Trading Securities	23.00	(14,513,601)	(8,860,618)
<b>Total Income</b>		<b>(9,431,271)</b>	<b>(1,745,967)</b>
<b>Expenditure</b>			
Trustee Fees	16.00	169,565	184,884
Management Fees	15.00	2,621,994	2,917,872
Custodian Fees		251,277	219,585
Brokerage Commission		740,790	175,864
Printing & Publication		26,000	101,760
IPO Bidding Fees		13,000	3,000
Bank Charges & Fees		2,477	134,110
Amortization of Pre-operating Expense	6.00	28,293	28,293
Amortization of Issue Expense	7.00	151,220	151,220
<b>Total Expense</b>		<b>4,004,616</b>	<b>3,916,588</b>
<b>Profit/ (Loss) For The Period Before Provision</b>		<b>(13,435,887)</b>	<b>(5,662,555)</b>
Provision recover/(charged) during the Year	24.00	54,708,956	-
<b>Profit For the Period After Provision</b>		<b>41,273,069</b>	<b>(5,662,555)</b>
<b>Other Comprehensive Income</b>			
Fair Value Gain/ (loss) on Trading Securities	25.00	-	(14,863,548)
<b>Total Comprehensive Income</b>		<b>41,273,069</b>	<b>(20,526,103)</b>
<b>Earnings Per Unit</b>	26.00	<b>0.67</b>	<b>(0.09)</b>

These Financial Statements should be read in conjunction with annexed notes.

  
**Trustee**  
Bangladesh General Insurance Company Ltd.

  
**Asset Manager**  
Asian Tiger Capital Partners Asset Management Ltd.  
**MD. NAFEEZ AL TARIK**  
**Managing Director & CEO**  
Asian Tiger Capital Partners Asset Management Ltd.

Signed in terms of our report of even date and

**Dated: Dhaka**  
**October 13, 2020**  
October 28, 2020

**Asian Tiger Sandhani Life Growth Fund**  
**Statement of Cash Flows (Un-Audited)**  
**For the Period Ended 30 September 2020**

Particulars	Notes	30 September 2020 Taka	30 September 2019 Taka
<b>Cash Flows from Operating Activities:</b>			
Collection from Dividend Income	27.00	2,919,169	5,565,348
Collection from Interest Income	28.00	3,162,500	2,191,251
Cash received /(paid) from Gain/(Loss) on Sale of Trading		(14,513,601)	(8,860,618)
Payment against Operating Expense	29.00	(6,590,428)	(7,057,461)
<b>Net Cash Inflow/ (Outflow) from Operating Activities</b>		<b>(15,022,359)</b>	<b>(8,161,479)</b>
<b>Cash Flows from Investing Activities:</b>			
Investment in Trading Securities		(73,176,525)	76,115,052
Units Receivable from Ekush First Unit Fund		10,000,000	-
FDR Encashment		-	30,000,000
Advance Against IPO Allotment		(10,006,600)	-
<b>Net Cash Inflow/(Outflow) from Investing Activities</b>		<b>(73,183,125)</b>	<b>106,115,052</b>
<b>Cash Flows from Financing Activities:</b>			
Dividend Paid		-	(45,936,691)
<b>Net Cash Inflow/(Outflow) from Financing Activities</b>		<b>-</b>	<b>(45,936,691)</b>
<b>Net Increase/(Decrease) in Cash and Cash Equivalents</b>		<b>(88,205,484)</b>	<b>52,016,882</b>
Cash and Cash Equivalents at the Beginning of the Year		97,391,789	124,384,824
<b>Cash and Cash Equivalents at the End of the Year</b>		<b>9,186,305</b>	<b>176,401,706</b>
<b>Net Operating Cash Flow</b>		<b>(15,022,359)</b>	<b>(8,161,479)</b>
<b>Weighted Average Number of Units Outstanding</b>		<b>61,786,050</b>	<b>61,786,050</b>
<b>Net Operating Cash Flow Per Unit</b>	30.00	<b>(0.24)</b>	<b>(0.13)</b>

These Financial Statements should be read in conjunction with annexed notes.

  
**Trustee**

Bangladesh General Insurance Company Ltd.



**Asset Manager**

Asian Tiger Capital Partners Asset Management Ltd.

**MD. NAFEEZ AL TARIK**  
**Managing Director & CEO**  
Asian Tiger Capital Partners Asset Management Ltd.

Signed in terms of our report of even data annexed

Dated: Dhaka

~~October 13, 2020~~

October 28, 2020


**Asian Tiger Sandhani Life Growth Fund**  
**Statement of Changes in Equity**  
**For the Period Ended 30 September 2020**

Particular	Unit Capital	Unit Premium	Dividend Equalization Reserve	Fair Value Reserve	Retained Earnings	Total Unit holders' Equity
	Figure in Taka					
<b>Balance at 01 July 2020</b>	<b>617,860,500</b>	<b>3,192,125</b>	<b>72,026,733</b>	-	<b>(71,789,618)</b>	<b>621,289,740</b>
Profit During the Year	-	-	-	-	41,273,069	41,273,069
Dividend Paid (Cash)	-	-	-	-	-	-
Fair Value Increase / (Decrease)	-	-	-	-	-	-
<b>Balance at 30 September 2020</b>	<b>617,860,500</b>	<b>3,192,125</b>	<b>72,026,733</b>	-	<b>(30,516,549)</b>	<b>662,562,809</b>

**For the year ended 30 September 2019**

<b>Balance at 01 July 2019</b>	<b>617,860,500</b>	<b>3,192,125</b>	<b>72,026,733</b>	<b>28,419,494</b>	<b>78,874,726</b>	<b>800,373,578</b>
Profit During the Year	-	-	-	-	(5,662,555)	(5,662,555)
Dividend Paid (Cash)	-	-	-	-	(46,339,538)	(46,339,538)
Fair Value Increase / (Decrease)	-	-	-	(14,863,548)	-	(14,863,548)
<b>Balance at 30 September 2019</b>	<b>617,860,500</b>	<b>3,192,125</b>	<b>72,026,733</b>	<b>13,555,946</b>	<b>26,872,633</b>	<b>733,507,937</b>

These Financial Statements should be read in conjunction with annexed notes.

  
 \_\_\_\_\_  
**Trustee**  
 gladesh General Insurance Company Ltd.

  
 \_\_\_\_\_  
**Asset Manager**  
 Asian Tiger Capital Partners Asset Management Ltd.

Dated: Dhaka  
 October 13, 2020  
 October 28, 2020

**MD. NAFEEZ AL TARIK**  
**Managing Director & CEO**  
 Asian Tiger Capital Partners Asset Management Ltd.