


Asian Tiger Sandhani Life Growth Fund
Financial Statements
For the period ended 30th December 2018
(Half-yearly, 2018-19)


Asian Tiger Sandhani Life Growth Fund
Statement of Financial Position (Unaudited)
As at 31 December 2018

Particulars	Notes	31 Dec 2018 Taka	30 June 2018 Taka
ASSETS:			
Non-Current Assets			
Pre-Operating Expense	6.00	249,097	305,682
Preliminary and Issue Expenses	7.00	1,377,418	1,679,858
Security Deposit to CDBL		500,000	500,000
Total Non-Current Assets		2,126,515	2,485,540
Current Assets			
Investment in Trading Securities -At Market Value	8.00	596,240,263	537,025,276
Investment in FDRs	9.00	90,000,000	60,000,000
Interest & Other Receivables	10.00	905,236	1,411,802
Advance Trustee Fees	16.00	33,854	79,602
Advance against IPO application		-	2,200,000
Dividend Receivable	11.00	3,439,519	187,531
Cash and Cash Equivalent	12.00	104,597,438	235,854,947
Total Current Assets		795,216,310	836,759,158
Total Asset		797,342,824	839,244,698
EQUITY AND LIABILITIES:			
Unitholders' equity			
Unit Capital	13.00	617,860,500	617,860,500
Unit Premium		3,192,125	3,192,125
Fair Value Reserve		44,321,231	48,611,315
Retained Earnings	14.00	52,752,741	90,593,094
Dividend Equalization Reserve		72,026,733	72,026,733
Total Unitholders' Equity		790,153,330	832,283,767
Current Liabilities			
Audit Fees Payable		-	60,000
Management Fees Payable	15.00	6,060,976	6,217,374
Custodian Fees Payable		75,117	84,852
Unclaimed Refund Warrants	17.00	235,000	235,000
Unclaimed Dividend	18.00	741,721	363,705
Payable against IPO allotment		76,680	-
Total Current Liabilities		7,189,494	6,960,930
Total Unitholders' Equity and Liabilities		797,342,824	839,244,698
Net Asset Value (NAV) per Unit			
At Market Value	19.00	12.79	13.47
At Cost Value	19.00	12.07	12.68


These Financial Statements should be read in conjunction with annexed notes.




Compliance Officer



Managing Director & CEO



Member Trustee
For & on behalf of
Bangladesh General Insurance Company Limited



Member Trustee
For & on behalf of
Bangladesh General Insurance Company Limited

Dated: Dhaka
16 January 2018

Asian Tiger Sandhani Life Growth Fund
Statement of Profit or Loss and Other Comprehensive Income (Unaudited)
For the Period ended 31 December 2018

Particulars	Notes	31-Dec-18 July-Dec Taka	31-Dec-17 July-Dec Taka	31-Dec-18 Oct-Dec Taka	31-Dec-17 Oct-Dec Taka
Income					
Dividend Income	20.00	13,338,118	16,549,116	5,608,423	11,256,284
Interest Income from FDRs	21.00	1,456,667	465,278	727,917	237,500
Interest on SND A/Cs	22.00	4,826,815	1,108,744	4,826,815	1,108,744
Profit on Sale of Trading Securities	23.00	24,570,836	17,624,353	5,611,774	8,510,317
Total Income		44,192,436	35,747,491	16,774,928	21,112,845
Expenditure					
Trustee Fees	16.00	398,363	443,096	200,662	237,627
Management Fees	15.00	6,060,976	6,345,177	2,978,685	3,171,117
Custodian Fees		458,002	514,513	226,255	148,218
Brokerage Commission		335,715	775,711	124,735	336,482
Printing & Publication		188,593	304,291	84,568	112,641
Courier Bill		-	2,608	-	2,608
CDBL Fees		-	-	-	-
Audit Fees		-	-	-	-
IPO Bidding Fees		33,000	16,000	11,000	10,000
Bank Charges & Fees		55,854	180,822	29,469	168,083
Amortization of Pre-operating Expense	6.00	56,585	56,585	28,293	28,293
Amortization of Issue Expense	7.00	302,440	302,440	151,220	151,220
Total Expense		7,889,528	8,941,243	3,834,887	4,366,289
Profit For The Period		36,302,907	26,806,248	12,940,041	16,746,556
Other Comprehensive Income					
Fair Value Gain/ (loss) on Trading Securities	24.00	(4,290,084)	78,060,410	(6,342,916)	43,643,019
Total Comprehensive Income		32,012,824	104,866,658	6,597,125	60,389,576
Earnings Per Unit	25.00	0.59	0.43	0.21	0.27

These Financial Statements should be read in conjunction with annexed notes.



Compliance Officer



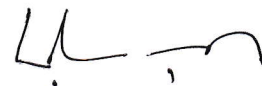
Managing Director & CEO



Member Trustee

For & on behalf of

Bangladesh General Insurance Company Limited



Member Trustee

For & on behalf of

Bangladesh General Insurance Company Limited

Dated: Dhaka
16 January 2018


Asian Tiger Sandhani Life Growth Fund
Statement of Changes in Equity (Unaudited)
Period from 01 July 2018 to 31 December 2018


Figure in Taka


Particular	Unit Capital	Unit Premium	Dividend Equalization Reserve	Fair Value Reserve	Retained Earnings	Total Unit holders' Equity
Balance at 01 July 2018	617,860,500	3,192,125	72,026,733	48,611,315	90,593,094	832,283,767
Profit During the Period	-	-	-	-	36,302,907	36,302,907
Dividend Paid	-	-	-	-	(74,143,260)	(74,143,260)
Fair Value Increase /(Decrease)	-	-	-	(4,290,084)	-	(4,290,084)
Balance as at 31 December 2018	617,860,500	3,192,125	72,026,733	44,321,231	52,752,742	790,153,331

Period from 01 July 2017 to 31 December 2017

Particular	Unit Capital	Unit Premium	Dividend Equalization Reserve	Fair Value Reserve	Retained Earnings	Total Unit holders' Equity
Balance at 01 July 2017	617,860,500	3,192,125	72,026,733	65,418,430	107,708,210	866,205,997
Profit During the Year	-	-	-	-	26,806,248	26,806,248
Dividend Paid	-	-	-	-	(95,768,378)	(95,768,378)
Fair Value Increase /(Decrease)	-	-	-	78,060,410	-	78,060,410
Balance as at 31 December 2017	617,860,500	3,192,125	72,026,733	143,478,840	38,746,080	875,304,277


Compliance Officer


Managing Director & CEO


Member Trustee

For & on behalf of

Bangladesh General Insurance Company Limited


Member Trustee

For & on behalf of

Bangladesh General Insurance Company Limited

Dated: Dhaka
16 January 2018

Asian Tiger Sandhani Life Growth Fund
Statement of Cash Flows (Unaudited)
For the Period ended 31 December 2018

Particulars	Notes	31-Dec-18 Taka	31-Dec-17 Taka
Cash Flows from Operating Activities:			
Collection from Dividend Income	26.00	10,086,130	12,961,847
Collection from Interest Income	27.00	6,790,047	1,446,743
Cash Received from Gain on Sale of Trading Securities		24,570,836	17,624,353
Payment against Operating Expense	28.00	(7,710,888)	(8,395,045)
Net Cash Inflow/(Outflow) from Operating Activities		33,736,126	23,637,898
Cash Flows from Investing Activities:			
Investment in Trading Securities		(63,505,071)	(41,859,381)
Encashment of FDR		50,000,000	-
Investment in FDR		(80,000,000)	-
Increase in payable against IPO allotment		76,680	3,663,920
Decrease in advance against IPO application		2,200,000	-
Net Cash Inflow/(Outflow) from Investing Activities		(91,228,391)	(38,195,461)
Cash Flows from Financing Activities:			
Dividend Paid		(73,765,244)	(95,668,247)
Unclaimed Refund Warrants		-	(5,000)
Net Cash Inflow/(Outflow) from Financing Activities		(73,765,244)	(95,673,247)
Net Increase/(Decrease) in Cash and Cash Equivalents		(131,257,509)	(110,230,810)
Cash and Cash Equivalents at the Beginning of the Year		235,854,947	224,392,095
Cash and Cash Equivalents at the End of the Period		104,597,438	114,161,285
Net Operating Cash Flow		33,736,126	23,637,898
Weighted Average Number of Units Outstanding		61,786,050	61,786,050
Net Operating Cash Flow Per Unit		0.55	0.38


These Financial Statements should be read in conjunction with annexed notes.



Compliance Officer




Managing Director & CEO



Member Trustee

For & on behalf of

Bangladesh General Insurance Company Limited



Member Trustee

For & on behalf of

Bangladesh General Insurance Company Limited

Dated: Dhaka
16 January 2018