



ATC Shariah Unit Fund
Financial Statements
For the period ended 30th June 2019
(1st Quarter, 2019-20)


ATC Shariah Unit Fund
Statement of Financial Position
As at 30 June 2019

Particulars	Notes	30 June 2019	31 March 2019
		Taka	Taka
ASSETS			
Non-Current Assets			
Issue Expenses	6.00	1,758,354	1,859,717
Total Non-Current Assets		1,758,354	1,859,717
Current Assets			
Investment in Trading Securities - At Market	7.00	103,485,357	104,742,497
Other Receivables	8.00	94,178	94,178
Advance Against Trustee Fees		83,082	-
Dividend Receivable	9.00	68,208	531,178
Cash and Cash Equivalent	10.00	20,064,391	36,486,968
Total Current Assets		123,795,217	141,854,821
Total Assets		125,553,570	143,714,538
EQUITY AND LIABILITIES			
Unitholders' equity			
Unit Capital	11.00	119,460,160	119,317,980
Unit Premium		1,183,695	1,183,183
Retained Earnings	12.00	4,054,471	21,532,945
Total Unitholders' Equity		124,698,326	142,034,108
Current Liabilities			
Audit Fees Payable		-	28,750
Trustee Fees Payable	13.00	-	14,682
Management Fees Payable	14.00	699,201	1,515,816
Custodian Fees Payable		79,303	41,331
CDS Fees Payable		60	3,170
Payable against IPO allotment		76,680	76,680
Total Current Liabilities		855,244	1,680,430
Total Unitholders' Equity and Liabilities		125,553,570	143,714,538
Net Asset Value (NAV) per Unit			
At Cost	15.00	10.85	12.07
At Market Value	15.00	10.44	11.90

These Financial Statements should be read in conjunction with annexed notes.


Chairman Trustee
For & on behalf of
Investment Corporation of Bangladesh


Managing Director & CEO
For & on behalf of
Asian Tiger Capital Partners Asset Management Limited


Member Trustee
For & on behalf of
Investment Corporation of Bangladesh


Compliance Officer
For & on behalf of
Asian Tiger Capital Partners Asset Management Limited


Signed in terms of our even date annexed.


Dated: Dhaka
July 25, 2019


ATC Shariah Unit Fund
Statement of Profit or Loss and Other Comprehensive Income
For the quarter ended 30 June 2019

Particulars	Notes	30 June 2019	30 June 2018
		01 Apr '19 - 30 June '19	01 Apr '18 - 30 June '18
		Taka	Taka
Income			
Dividend Income	16.00	68,208	819,697
Profit on SND A/Cs	18.00	366,665	578,996
Profit / (Loss) on Sale of Trading Securities	19.00	1,396,979	2,501,986
Total Income		1,831,852	3,900,679
Expenditure			
Management Fees	14.00	699,201	803,900
Trustee Fees	13.00	59,341	58,058
Custodian Fees		37,972	42,567
Brokerage Commission		32,467	118,743
Advertisement Expenditure		162,000	179,600
IPO Bidding Fee		3,000	6,000
CDS Fees		2,176	9,521
CDBL Connection Fees		12,000	12,000
Bank Charges & Fees		2,426	2,555
Board Meeting Fees		25,000	25,000
Annual Fees to BSEC		136,373	163,126
Amortization of Issue Expense	6.00	101,364	101,364
Total Expense		1,273,319	1,522,434
Profit Before Unrealized Gain/ (Loss)		558,533	2,378,245
Increase/ (Decrease) in Unrealised Gain on Trading Securities	20.00	(3,718,849)	(1,924,492)
Net Profit/ (Loss) [A]		(3,160,316)	453,753
Number of Units [B]		11,946,016	12,012,098
Earnings Per Unit [A/B]		(0.26)	0.04

These Financial Statements should be read in conjunction with annexed notes.


Chairman Trustee
For & on behalf of
Investment Corporation of Bangladesh


Member Trustee
For & on behalf of
Investment Corporation of Bangladesh


Managing Director & CEO
For & on behalf of
Asian Tiger Capital Partners Asset Management Limit



Compliance Officer
For & on behalf of
Asian Tiger Capital Partners Asset Management Limit

Dated: Dhaka
July 25, 2019

ATC Shariah Unit Fund
Statement of Changes in Equity
As at 30 June 2019

Particular	Unit Capital	Unit Premium	Retained Earnings	Figure in Taka
				Total Unit holders' Equity
Opening Balance at 01 April 2019	119,317,980	1,183,182	21,532,945	142,034,107
Newly Issued Unit Capital	142,180	513	-	142,693
Profit/(Loss) During the Period	-	-	(3,160,316)	(3,160,316)
Dividend Paid (Cash)	-	-	(14,318,158)	(14,318,158)
Closing Balance at 30 June 2019	119,460,160	1,183,695	4,054,471	124,698,327
Opening Balance at 01 April 2018	150,020,360	-	13,008,846	163,029,206
Repurchase Unit Capital	(29,960,000)	-	-	(29,960,000)
Newly Issued Unit Capital	794	-	-	794
Profit During the Period	-	-	453,753	453,753
Dividend Paid (Cash)	-	-	(12,009,616)	(12,009,616)
Closing Balance at 30 June 2018	120,061,154	-	1,452,984	121,514,138

These Financial Statements should be read in conjunction with annexed notes.



Chairman Trustee
For & on behalf of
Investment Corporation of Bangladesh



Managing Director & CEO
For & on behalf of
Asian Tiger Capital Partners Asset Management Limited



Member Trustee
For & on behalf of
Investment Corporation of Bangladesh




Compliance Officer
For & on behalf of
Asian Tiger Capital Partners Asset Management Limited

Dated: Dhaka
July 25, 2019

ATC Shariah Unit Fund
Statement of Cash Flows
For the quarter ended 30 June 2019

Particulars	Notes	30 June 2019	30 June 2018
		01 Apr - 30 June '19	01 Apr - 30 June '18
		Taka	Taka
Cash Flows from Operating Activities:			
Collection from Dividend Income	21.00	531,178	995,800
Collection from Bank Profit Income	22.00	366,665	677,237
Cash Received from Gain on Sale of Trading Securities		1,396,979	2,501,986
Payment against Operating Expense	23.00	(2,080,223)	(2,540,661)
Net Cash Inflow/(Outflow) from Operating Activities (A)		214,599	1,634,362
Cash Flows from Investing Activities:			
Investment in Trading Securities		(2,461,709)	20,876,492
Advance for IPO allotment		-	273,680
Payable against IPO allotment		-	(3,663,920)
Net Cash Inflow/(Outflow) from Investing Activities (B)		(2,461,709)	17,486,252
Cash Flows from Financing Activities:			
Dividend Paid		(14,318,158)	(12,009,616)
Fund Received During the Year		142,180	794
Fund Returned During the Year		-	(29,960,000)
Unit Premium Received During the Year		512	-
Net Cash Inflow/(Outflow) from Financing Activities (C)		(14,175,466)	(41,968,822)
Net Increase/(Decrease) in Cash and Cash Equivalents D=(A+B+C)		(16,422,576)	(22,848,209)
Cash and Cash Equivalents - Beginning of the Year (E)		36,486,968	27,071,158
Cash and Cash Equivalents - End of the Year (D+E)		20,064,391	4,222,949
Net Operating Cash Flow		214,599	1,634,362
Weighted Average Number of Units Outstanding		11,946,016	15,011,020
Net Operating Cash Flow Per Unit		0.02	0.11


These Financial Statements should be read in conjunction with annexed notes.


Chairman Trustee
For & on behalf of


Investment Corporation of Bangladesh


Managing Director & CEO
For & on behalf of

Asian Tiger Capital Partners Asset Management Limited


Member Trustee
For & on behalf of

Investment Corporation of Bangladesh


Compliance Officer
For & on behalf of

Asian Tiger Capital Partners Asset Management Limited

Dated: Dhaka
July 25, 2019