

Asian Tiger Sandhani Life Growth Fund

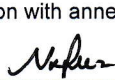
Unaudited Financial Statements
For The Period Ended September 30, 2019


Asian Tiger Sandhani Life Growth Fund
Statement of Financial Position (Unaudited)
As at 30 September 2019

Particulars	Notes	30 Sep 2019 Taka	30 June 2019 Taka
ASSETS			
Non-Current Assets			
Pre-Operating Expense	6.00	165,142	193,435
Preliminary and Issue Expense	7.00	928,688	1,079,908
Security Deposit to CDBL		500,000	500,000
Total Non-Current Assets		1,593,830	1,773,343
Current Assets			
Investment in Trading Securities - At Market Value	8.00	492,781,153	583,759,755
Investment in FDRs	9.00	64,410,238	94,410,238
Interest & Other Receivable	10.00	2,408,879	2,795,835
Dividend Receivable	11.00	-	254,993
Advance Trustee Fees	16.00	218,702	-
Cash and Cash Equivalent	12.00	176,401,706	124,384,824
Total Current Assets		736,220,678	805,605,645
Total Assets		737,814,508	807,378,988
EQUITY AND LIABILITIES			
Unitholders' equity			
Unit Capital	13.00	617,860,500	617,860,500
Unit Premium		3,192,125	3,192,125
Fair Value Reserve		13,555,946	28,419,494
Retained Earnings	14.00	26,872,633	78,874,726
Dividend Equalization Reserve		72,026,733	72,026,733
Total Unitholders' Equity		733,507,937	800,373,578
Current Liabilities			
Audit Fees Payable		-	60,000
Management Fees Payable	15.00	2,917,872	5,958,600
Trustee Fees Payable	16.00	-	63
Custodian Fees Payable		71,941	72,834
Unclaimed Refund Warrant	17.00	235,000	235,000
Unclaimed Dividend	18.00	1,005,078	602,233
Payable against IPO allotment		76,680	76,680
Total Current Liabilities		4,306,571	7,005,410
Total Unitholders' Equity and Liabilities		737,814,508	807,378,988
Net Asset Value (NAV) per Unit			
At Market Value	19.00	11.87	12.95
At Cost Value	19.00	11.65	12.49

These Financial Statements should be read in conjunction with annexed notes.


Compliance Officer
For & on behalf of
Asian Tiger Capital Partners Asset
Management Limited


Managing Director & CEO
For & on behalf of
Asian Tiger Capital Partners Asset
Management Limited


Member Trustee
For & on behalf of
Bangladesh General Insurance Company Limited


Member Trustee
For & on behalf of
Bangladesh General Insurance Company Limited


Dated: Dhaka
October 28, 2019


Asian Tiger Sandhani Life Growth Fund
Statement of Profit or Loss and Other Comprehensive Income (Unaudited)
For The Period Ended September 30, 2019


Particulars	Notes	30-Sep-19 Taka	30-Sep-18 Taka
Income			
Dividend Income	20.00	5,310,355	7,680,964
Interest Income from FDRs	21.00	1,731,794	728,750
Interest on SND A/Cs	22.00	72,501	-
Profit/ (Loss) on Sale of Trading Securities	23.00	(8,860,617)	18,959,062
Total Income		(1,745,967)	27,368,776
Expenditure			
Trustee Fee	16.00	184,884	198,281
Management Fee	15.00	2,917,872	3,082,047
Custodian Fee		219,585	231,747
Brokerage Commission		175,864	210,980
Printing & Publication		101,760	104,025
IPO Bidding Fee		3,000	22,000
Bank Charge & Fee		134,110	26,385
Amortization of Pre-operating Expense	6.00	28,293	28,293
Amortization of Issue Expense	7.00	151,220	151,220
Total Expense		3,916,588	4,054,978
Profit/(Loss) For The Period		(5,662,555)	23,313,799
Other Comprehensive Income			
Fair Value Gain/ (Loss) on Trading Securities	24.00	(14,863,548)	3,176,817
Total Comprehensive Income		(20,526,103)	26,490,616
Earnings Per Unit	25.00	(0.09)	0.38

These Financial Statements should be read in conjunction with annexed notes.


Compliance Officer
For & on behalf of
Asian Tiger Capital Partners Asset
Management Limited


Managing Director & CEO
For & on behalf of
Asian Tiger Capital Partners Asset
Management Limited


Member Trustee
For & on behalf of
Bangladesh General Insurance Company Limited


Member Trustee
For & on behalf of
Bangladesh General Insurance Company Limited

Dated: Dhaka
October 28, 2019

Asian Tiger Sandhani Life Growth Fund
Statement of Changes in Equity (Unaudited)
Period from 01 July 2019 to 30 September 2019

Figure in Taka

Particular	Unit Capital	Unit Premium	Dividend Equalization Reserve	Fair Value Reserve	Retained Earnings	Total Unit holders' Equity
Balance at 01 July 2019	617,860,500	3,192,125	72,026,733	28,419,494	78,874,726	800,373,578
Profit/ (Loss) During the Period	-	-	-	-	(5,662,555)	(5,662,555)
Dividend Paid (Cash)	-	-	-	-	(46,339,538)	(46,339,538)
Fair Value Increase / (Decrease)	-	-	-	(14,863,548)	-	(14,863,548)
Balance as at 30 September 2019	617,860,500	3,192,125	72,026,733	13,555,946	26,872,633	733,507,937

Period from 01 July 2018 to 30 September 2018

Particular	Unit Capital	Unit Premium	Dividend Equalization Reserve	Fair Value Reserve	Retained Earnings	Total Unit holders' Equity
Balance at 01 July 2018	617,860,500	3,192,125	72,026,733	48,611,315	90,593,094	832,283,767
Profit/ (Loss) During the Year	-	-	-	-	23,313,799	23,313,799
Dividend Paid (Cash)	-	-	-	-	(74,143,260)	(74,143,260)
Fair Value Increase/ (Decrease)	-	-	-	3,176,817	-	3,176,817
Balance as at 30 September 2018	617,860,500	3,192,125	72,026,733	51,788,132	39,763,633	784,631,123



Compliance Officer

For & on behalf of
Asian Tiger Capital Partners Asset
Management Limited




Member Trustee

For & on behalf of
Bangladesh General Insurance Company Limited



Managing Director & CEO

For & on behalf of
Asian Tiger Capital Partners Asset
Management Limited



Member Trustee

For & on behalf of
Bangladesh General Insurance Company Limited

Dated: Dhaka
October 28, 2019


Asian Tiger Sandhani Life Growth Fund

Statement of Cash Flows (Unaudited)

For The Period Ended September 30, 2019

Particulars	Notes	30-Sep-19 Taka	30-Sep-18 Taka
Cash Flows from Operating Activities:			
Collection from Dividend Income	26.00	5,565,348	7,382,495
Collection from Interest Income	27.00	2,191,251	1,388,889
Profit/ (Loss) on Sale of Trading Securities		(8,860,618)	18,959,062
Payment against Operating Expense	28.00	(7,057,461)	(7,232,450)
Net Cash Inflow/(Outflow) from Operating Activities		(8,161,480)	20,497,996
Cash Flows from Investing Activities:			
Investment in Trading Securities		76,115,054	(46,326,300)
Advance against IPO		-	1,634,850
Payable against IPO		-	2,025,930
Encashment of FDR		30,000,000	50,000,000
Net Cash Inflow/(Outflow) from Investing Activities		106,115,054	7,334,480
Cash Flows from Financing Activities:			
Dividend Paid		(45,936,692)	(73,674,146)
Net Cash Inflow/ (Outflow) from Financing Activities		(45,936,692)	(73,674,146)
Net Increase/ (Decrease) in Cash and Cash Equivalents		52,016,882	(45,841,671)
Cash and Cash Equivalents at the Beginning of the Year		124,384,824	235,854,947
Cash and Cash Equivalents at the End of the Year		176,401,706	190,013,276
Net Operating Cash Flow		(8,161,480)	20,497,996
Weighted Average Number of Units Outstanding		61,786,050	61,786,050
Net Operating Cash Flow Per Unit		(0.13)	0.33

These Financial Statements should be read in conjunction with annexed notes.



Compliance Officer

For & on behalf of
Asian Tiger Capital Partners Asset
Management Limited




Managing Director & CEO

For & on behalf of
Asian Tiger Capital Partners Asset
Management Limited



Member Trustee

For & on behalf of
Bangladesh General Insurance Company Limited



Member Trustee

For & on behalf of
Bangladesh General Insurance Company Limited

Dated: Dhaka
October 28, 2019