

Asian Tiger Sandhani Life Growth Fund
Statement of Financial Position (Unaudited)
As at 30th September 2015

Particulars	Notes	30 September 2015 Taka	30 June 2015 Taka
Assets			
Investment in Shares -at cost	6.00	276,449,625	289,125,582
Investment in Govt. Bond	6.01	-	83,593,355
Investment in FDRs	7.00	224,460,000	224,460,000
Interest Receivable	8.00	8,720,161	2,823,876
Dividend Receivable	9.00	492,917	87,292
Advance Deposit & Prepayment	10.00	1,238,622	1,058,918
Advanced for Share		76,452,000	-
Pre-Operating Expense	11.00	614,440	642,733
Issue Expense	12.00	3,330,129	3,481,349
Cash and Cash Equivalent	13.00	139,514,144	126,665,055
Total Assets		731,272,038	731,938,160
Liabilities and Equity			
Audit Fees		-	57,500
Management Fees	14.00	2,903,787	5,432,419
Trustee Fees	15.00	-	136,757
Custodian Fees		104,833	97,492
Additional Listing Fees to DSE & CSE		103,472	-
Provision for Diminution in Investment in Shares		-	-
Total Liabilities (A)		3,112,092	5,724,168
Equity			
Capital Fund	17.00	617,860,500	605,905,000
Unit Premium		3,192,125	-
Retained Earnings	18.00	71,014,623	84,216,294
Dividend Equalization Reserve		36,092,698	36,092,698
Total Equity (B)		728,159,946	726,213,992
Total Liabilities and Equity (A+B)		731,272,038	731,938,160
Net Asset Value (NAV) per Unit			
At Cost Price	19.00	11.79	11.99
At Market Price	19.00	12.04	12.21

These Financial Statements should be read in conjunction with annexed notes.



KAUSHIK CHAKRABARTY, ACCA
Compliance Officer
Asian Tiger Capital Partners Asset Management Ltd.


SANKOR-CHANDRA PAUL
Chief Financial Officer
Asian Tiger Capital Partners Asset Management Ltd.



SYEED UR RAHMAN KHAN
Managing Director
Asian Tiger Capital Partners Asset Management Ltd.

The Financial Statements have been prepared by Asian Tiger Capital Partners Asset Management Limited, the Asset Manager of the Fund. These are unaudited statements and have not been verified by Trustee.




MEMBER TRUSTEE
10 NOV 2015



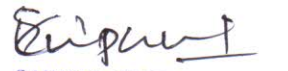

MEMBER TRUSTEE
10 NOV 2015

Asian Tiger Sandhani Life Growth Fund
Statement of Comprehensive Income (Unaudited)
For the Quarter ended 30th September 2015

Particulars	Notes	30 September 2015 Taka
Income		
Dividend Income	20.00	1,619,403
Interest Income from FDR	21.00	5,897,774
Gain on Sale of Shares	23.00	29,193,559
Gain on Sale of Bond		15,434,269
Total Income		52,145,004
Expenditure		
Trustee Fees	10.01	183,538
Management Fees	14.00	2,903,787
Custodian Fees		285,615
Brokerage Commission		1,003,445
Advertisement Expenditure		96,250
Additional Listing Fees to DSE & CSE		103,472
Bank Charges & Fees		555
Amortization of Pre-operating Expense	11.00	28,293
Amortization of Issue Expense	12.00	151,220
Total Expense		4,756,175
Profit Before Provision		47,388,829
Provision for Investment in Shares		-
Net Profit for the Period		47,388,829
Unit		61,786,050
Earnings Per Unit		0.77

These Financial Statements should be read in conjunction with annexed notes.


KAUSHIK CHAKRABARTY, ACCA
Compliance Officer
Asian Tiger Capital Partners Asset Management Ltd.


SANKOR CHANDRA PAUL
Chief Financial Officer
Asian Tiger Capital Partners Asset Management Ltd.


SYEED UR RAHMAN KHAN
Managing Director
Asian Tiger Capital Partners Asset Management Ltd.

The Financial Statements have been prepared by Asian Tiger Capital Partners Asset Management Limited, the Asset Manager of the Fund. These are unaudited statements and have not been verified by Trustee.



MEMBER TRUSTEE
10 NOV 2015




MEMBER TRUSTEE
10 NOV 2015

Asian Tiger Sandhani Life Growth Fund
Statement of Cash Flows (Unaudited)
For the Quarter ended 30th September 2015

Particulars	30 September 2015 Taka
Cash Flows from Operating Activities:	
Dividend Income	1,213,778
Interest Income	1,489
Cash Received fro Gain on Sale of Shares	29,193,559
Cash Received fro Gain on Sale of Bond	15,434,269
	<u>45,843,094</u>
Operating Expense	(7,367,888)
Bank Charges	(655)
	<u>(7,368,443)</u>
Net Cash Inflow/(Outflow) from Operating Activities (A)	<u>38,474,652</u>
Cash Flows from Investing Activities:	
Investment in Share & Securities	12,675,957
Investment in Bond	83,593,355
Investment in FDR	-
Cash Received/(Payment) for Advance for Shares	(76,452,000)
Issue Expense	-
Net Cash Inflow/(Outflow) from Investing Activities (B)	<u>19,817,312</u>
Cash Flows from Financing Activities:	
Dividend Paid	(45,442,875)
Fund Received from IPO	-
Net Cash Inflow/(Outflow) from Financing Activities (C)	<u>(45,442,875)</u>
Net Increase/(Decrease) in Cash and Cash Equivalents D=(A+B+C)	<u>12,849,089</u>
Cash and Cash Equivalents - Beginning of the Year (E)	126,665,055
Cash and Cash Equivalents - End of the Year (D+E)	<u>139,514,144</u>
Net Operating Cash Flow	<u>38,474,652</u>
Weighted Average Number of Units Outstanding	<u>61,786,050</u>
Net Operating Cash Flow Per Unit	<u>0.62</u>

These Financial Statements should be read in conjunction with annexed notes.



KAUSHIK CHAKRABARTY, ACCA
Compliance Officer
Asian Tiger Capital Partners Asset Management Ltd.


SANKOR CHANDRA PAUL
Chief Financial Officer
Asian Tiger Capital Partners Asset Management Ltd.


SYEED UR RAHMAN KHAN
Managing Director
Asian Tiger Capital Partners Asset Management Ltd.


The Financial Statements have been prepared by Asian Tiger Capital Partners Asset Management Limited, the Asset Manager of the Fund. These are unaudited statements and have not been verified by Trustee.




MEMBER TRUSTEE

10 NOV 2015




MEMBER TRUSTEE

10 NOV 2015

Asian Tiger Sandhani Life Growth Fund
Statement of Changes in Equity (Unaudited)
As at 30th September 2015

Particular	Capital Fund	Unit Premium	Investment Diminution Reserve	Unit Entitlement Premium	Dividend Equalization Reserve	Retained Earnings	Figure in Taka
							Total Equity
Balance as on 1st July 2014	200,000,000		-	-	-	82,463,773	282,463,773
New Capital Fund	405,905,000						405,905,000
Profit During the Year						37,845,219	37,845,219
Dividend Paid	-		-	-	-	-	-
Unit Entitlement Premium	-		-	-	-	-	-
Prior Year Adjustments (Refund of Pre IPO Placement)	-		-	-	-	-	-
Provision for Diminution on Investment	-		-	-	-	-	-
Dividend Equalization Reserve	-		-	-	36,092,698	(36,092,698)	-
Balance at June 30, 2015	605,905,000	-	-	-	36,092,698	84,216,294	726,213,992
Balance at 1 July 2015	605,905,000	-	-	-	36,092,698	84,216,294	726,213,992
New Capital Fund	11,955,500						11,955,500
Profit During the Year	-		-	-	-	47,388,829	47,388,829
Dividend Paid (Cash)	-		-	-	-	(45,442,875)	(45,442,875)
Issue of Re-Investment Unit	-		-	-	-	(15,147,625)	(15,147,625)
Unit Entitlement Premium	-	3,192,125	-	-	-	-	3,192,125
Provision for Diminution on Investment	-		-	-	-	-	-
Dividend Equalization Reserve	-		-	-	-	-	-
Balance at 30 September 2015	617,860,500	3,192,125	-	-	36,092,698	71,014,623	728,159,946

These Financial Statements should be read in conjunction with annexed notes.



KAUSHIK CHAKRABARTY, ACCA
 Compliance Officer
 Asian Tiger Capital Partners Asset Management Ltd.


SANKOR CHANDRA PAUL
 Chief Financial Officer
 Asian Tiger Capital Partners Asset Management Ltd.


SYEED UR RAHMAN KHAN
 Managing Director
 Asian Tiger Capital Partners Asset Management Ltd.


The Financial Statements have been prepared by Asian Tiger Capital Partners Asset Management Limited, the Asset Manager of the Fund. These are unaudited statements and have not been verified by Trustee.




MEMBER TRUSTEE

10 NOV 2015




MEMBER TRUSTEE

10 NOV 2015

